

# Human IL-3 Protein

Cat. No. IL3-HM201

## Description

<b>Source</b>	Recombinant Human IL-3 Protein is expressed from HEK293 with hFc tag at the C-Terminus. It contains Ala20-Phe152.
<b>Accession</b>	P08700
<b>Molecular Weight</b>	The protein has a predicted MW of 41.6 kDa. Due to glycosylation, the protein migrates to 50-60 kDa based on Bis-Tris PAGE result.
<b>Endotoxin</b>	Less than 1EU per µg by the LAL method.
<b>Purity</b>	> 95% as determined by Bis-Tris PAGE > 95% as determined by HPLC

## Formulation and Storage

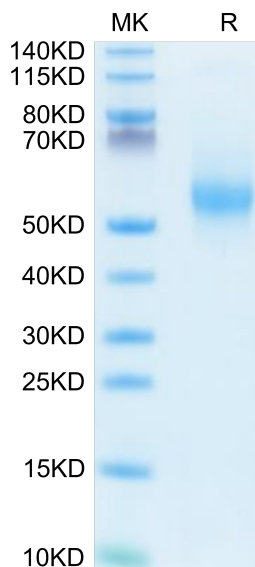
<b>Formulation</b>	Lyophilized from 0.22µm filtered solution in PBS (pH 7.4). Normally 8% trehalose is added as protectant before lyophilization.
<b>Reconstitution</b>	Centrifuge the tube before opening. Reconstituting to a concentration more than 100 µg/ml is recommended. Dissolve the lyophilized protein in distilled water.
<b>Storage</b>	-20 to -80°C for 12 months as supplied from date of receipt. -80°C for 3 months after reconstitution. Recommend to aliquot the protein into smaller quantities for optimal storage. Please minimize freeze-thaw cycles.

## Background

Interleukin 3 is a pleiotropic factor produced primarily by activated T cells that can stimulate the proliferation and differentiation of pluripotent hematopoietic stem cells as well as various lineage committed progenitors. This CSF induces granulocytes, macrophages, mast cells, stem cells, erythroid cells, eosinophils and megakaryocytes.

## Assay Data

### Bis-Tris PAGE



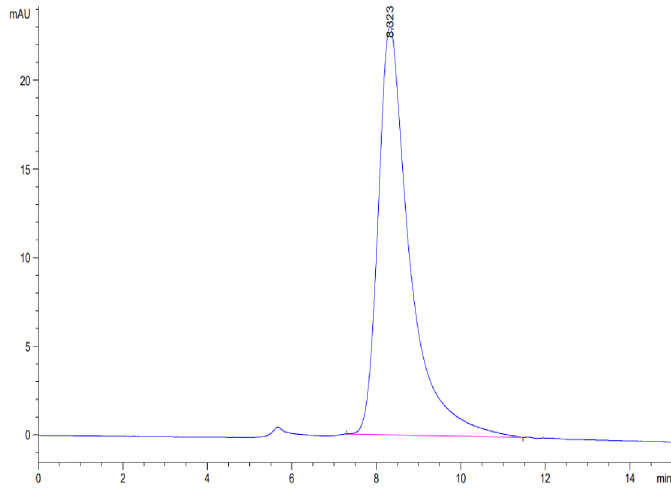
Human IL-3 on Bis-Tris PAGE under reduced condition. The purity is greater than 95%.

### SEC-HPLC

# Human IL-3 Protein

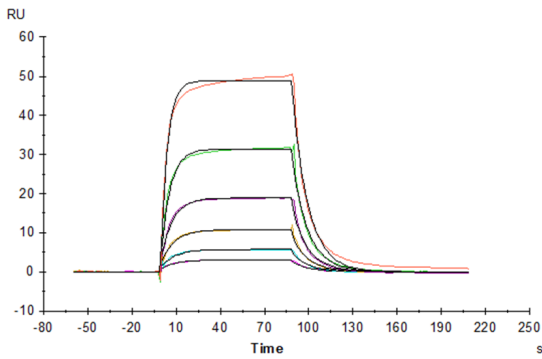
Cat. No. IL3-HM201

## Assay Data



The purity of Human IL-3 is greater than 95% as determined by SEC-HPLC.

## SPR Data



Human IL-3, hFc Tag captured on CM5 Chip via Protein A can bind Human IL-3 R alpha, His Tag with an affinity constant of  $0.276 \mu\text{M}$  as determined in SPR assay (Biacore T200).